



# Parts and Diagrams

# 3

Copier Stand & Touch Screen	3-3
Copier Covers	3-6
Top Assemblies	3-8
Inside Guide Plate	3-10
Drive Assemblies	3-12
Camera Components and Fan	3-14
Electronic Boards	3-16
Touch Screen	3-18
Touch Screen Cabinet Components (Part 1)	3-20
Touch Screen Cabinet Components (Part 2)	3-22
Miscellaneous Items	3-24


## Copier Stand & Touch Screen

As of February 2008, the DJ4500 family of scanners will have the same scanner hardware as the DJT1100 MFP family of scanners (the DJ820 MFP will retain the components it has at the time of publishing this document, meaning that all of the hardware components, with the exception of external aesthetics and accessories such as nameplate, legs, arms, and the like, will remain the same).

The following graphics belong to the DJ4500 family of scanners. The external components of the DJT1100 MFP and DJ820 MFP scanners may differ in shape, dimension, or color.

Copier Stand & Touch Screen						
Reference on Drawing	HP Part Number	Quantity	Scanner Model			Description/Comments
			DJ820	DJ4500	DJT1100	
1	Q1277-60037	1		x		Top Bar
	Q6685-60004		x		x	Top Bar
2	Q1277-60038	2		x		Leg
	Q6685-60005	2	x		x	Leg
3	Q1277-60039	2		x		Feet (includes Castors)
	Q6685-60006	2	x		x	Feet (includes Castors)
4	Q1277-60040	1		x		Rear Bar
	Q6685-60007	1	x		x	Rear Bar
5	Q1277-60041	1		x		Arm
	Q6685-60008	1	x			Arm
	Q6713-60006	1			x	Arm
6	-	1	x	x	x	Touch Screen (refer to Page 3-18 and Page 3-20 for individual component part number)
7	Q1277-60042	1	x	x	x	Bracket
8	Q1277-60026	1		x		Nameplate
	Q6685-60002	1	x			Nameplate
	Q6713-60005	1			x	Nameplate

Copier Stand & Touch Screen						
Reference on Drawing	HP Part Number	Quantity	Scanner Model			Description/Comments
			DJ820	DJ4500	DJT1100	
9	Q1277-60020	1	x	x	x	Paper Guides
10	Q1277-60044	1		x		Keyboard Shelf
	Q6685-60010	1	x		x	Keyboard Shelf
11	Q1277-60045	1	x	x	x	Keyboard English
	Q1277-60046	1	x	x	x	Keyboard French
	Q1277-60047	1	x	x	x	Keyboard Italian
	Q1277-60048	1	x	x	x	Keyboard German
	Q1277-60049	1	x	x	x	Keyboard Spanish
	Q1277-60050	1	x	x	x	Keyboard Portuguese
	Q1277-60051	1	x	x	x	Keyboard Chinese
	Q1277-60052	1	x	x	x	Keyboard Taiwanese
	Q1277-60053	1	x	x	x	Keyboard Japanese
-	Q1277-60036	1		x		Assembly Kit (Screws and nuts etc)
-	Q6685-60003	1	x		x	Assembly Kit (Screws and nuts etc)



**Figure 1: Copier Stand & Touch Screen**

## Copier Covers


Copier Stand & Touch Screen						
Reference on Drawing	HP Part Number	Quantity	Scanner Model			Description/Comments
			DJ820	DJ4500	DJT1100	
1	Q1277-60023	1	x	x	x	Top Cover
2	Q1277-60021	1	x	x	x	Left Cover
3	Q1277-60022	1		x		Right Cover (includes Front Panel)
	Q6685-60012	1	x			Right Cover (includes Front Panel)
	Q6713-60007	1			x	Right Cover (includes Front Panel)
4	Q1277-60024	1	x	x		Top Profile
	Q6713-60003	1			x	Top Profile
5	Q1277-60029	1	x	x	x	Firewire Connector Cover
6	Q1277-60028	1	x	x	x	Fluorescent Lamp Access Cover



**Figure 2: Copier Covers**

## Top Assemblies


Copier Stand & Touch Screen						
Reference on Drawing	HP Part Number	Quantity	Scanner Model			Description/Comments
			DJ820	DJ4500	DJT1100	
1	Q1277-60025	1	x	x		Guide Plate Assembly
	Q6713-60004	1			x	Guide Plate Assembly
2	Q1277-60014	1	x	x	x	Glass Plate
3	Q1277-60027	1	x	x	x	White Background Assembly
4	Q1277-60013	1	x	x	x	Fluorescent Lamp



**Figure 3: Top Assemblies**

## Inside Guide Plate


Copier Stand & Touch Screen						
Reference on Drawing	HP Part Number	Quantity	Scanner Model			Description/Comments
			DJ820	DJ4500	DJT1100	
1	Q1277-60005	1	x	x	x	MDA Board
2	Q1277-60008	1	x	x	x	Opto Interrupter media sensor
3	Q1277-60011	1	x	x		Elevation Motor
	Q6713-60002	1			x	Elevation Moror



**Figure 4: Inside Guide Plate**

## Drive Assemblies


Copier Stand & Touch Screen						
Reference on Drawing	HP Part Number	Quantity	Scanner Model			Description/Comments
			DJ820	DJ4500	DJT1100	
1	Q1277-60018	1	x	x	x	Roller Shields
2	Q1277-60015	1	x	x	x	Rollers
3	Q1277-60009	1	x	x	x	Stepper Motor Assembly
4	Q1277-60016	1	x	x	x	Belt
5	Q1277-60091	1	x	x	x	Entry Media Sensor (included in Media Sensor Kit)
6	Q1277-60091	1	x	x	x	Exit Media Sensor (included in Media Sensor Kit)
7	Q1261-60008	1	x	x	x	Stitching Wire



**Figure 5: Drive Assemblies**

## Camera Components and Fan

Copier Stand & Touch Screen						
Reference on Drawing	HP Part Number	Quantity	Scanner Model			Description/Comments
			DJ820	DJ4500	DJT1100	
1	Q1277-60002	2	x	x	x	Camera Board
2	Q1277-60010	1	x	x	x	Camera Motor
3	Q1277-60012	1	x	x	x	Fan
4	Q1277-60033	1	x	x	x	Complete Camera (without Motor)
5	Q1277-60034	1	x	x	x	Complete Camera (with Motor)



**Figure 6: Camera Components and Fan**

## Electronic Boards


Copier Stand & Touch Screen						
Reference on Drawing	HP Part Number	Quantity	Scanner Model			Description/Comments
			DJ820	DJ4500	DJT1100	
1	Q1277-60090	1	x	x	x	Scanner PSU
2	Q1277-60001	1	x	x	x	Driver Board
3	Q1277-60003	1	x	x		Main Board
	Q6713-60001	1			x	Main Board
4	Q1277-60004	1	x	x	x	Interface Board



**Figure 7: Electronic Boards**

## Touch Screen


Copier Stand & Touch Screen						
Reference on Drawing	HP Part Number	Quantity	Scanner Model			Description/Comments
			DJ820	DJ4500	DJT1100	
1	Q1277-60059	1	x	x	x	LCD + Touch Screen
2	Q1277-60060	1	x	x	x	Touch Screen Inverter



**Figure 8: Touch Screen**

## Touch Screen Cabinet Components (Part 1)


Copier Stand & Touch Screen						
Reference on Drawing	HP Part Number	Quantity	Scanner Model			Description/Comments
			DJ820	DJ4500	DJT1100	
1	Q1277-60065	1	x	x	x	System Fan
2	Q1277-60057	1	x	x	x	Power Supply Unit
3	Q1277-60056	1	x	x	x	Hard Disk Drive
4	Q1277-60064	1	x	x	x	LCD Controller
5	Q1277-60061	1	x	x	x	CPU Fan
6	Q1277-60058	1	x	x	x	SDRAM Memory Module



**Figure 9: Touch Screen Components (Part 2)**

**Touch Screen Cabinet Components (Part 2)**

Copier Stand & Touch Screen						
Reference on Drawing	HP Part Number	Quantity	Scanner Model			Description/Comments
			DJ820	DJ4500	DJT1100	
1	Q1277-60054	1	x	x	x	Main Board
2	Q1277-60055	1	x	x	x	DVD-ROM
3	Q1277-60062	1	x	x	x	CPU



**Figure 10: Touch Screen Components (Part 2)**

## Miscellaneous Items

Copier Stand & Touch Screen						
Reference on Drawing	HP Part Number	Quantity	Scanner Model			Description/Comments
			DJ820	DJ4500	DJT1100	
-	Q1277-60030	1	x	x	x	Service Patterns (includes the focus pattern and the calibration sheet)
-	Q1277-60031	1	x	x	x	Optical Pattern
-	Q1277-60032	1	x	x	x	Calibration Sheet
-	Q1261-60044	1	x	x	x	Stylus
-	Q1277-60035	1	x	x	x	Harness Assembly
-	Q1261-60042	1	x	x	x	A2 Scan Cover
-	Q1277-60019	1	x	x	x	Dust Cover 40"
-	Q1277-60092	1	x	x	x	Scanner Firewire Cable
	Q1277-60084	1	x	x	x	Adjustment Tools for ATAC Sensors
	Q1277-60093	1	x	x	x	PPC, Cable harness
	Q1277-60094	1	x	x	x	PPC, Power switch button
	Q1276-60003	1	x	x	x	Printer Firewire Cable